

FR250WG Coffee Trailer

Specification

| | |
|---------------------------|------------------------------------------------------------------------------------------------------------------------------------------------------------------------------------------------------------------------------|
| Model: | FR250WG |
| Dimensions: | 250*200*230cm |
| Window: | Flip-out concession windows, with gas struts |
| Electrical: | 110V/60HZ |
| Material: | Frame: Galvanized steel Exterior wall: Cold-rolled steel Finish: Wood vinyl wrap Insulation: 25mm black cotton Interior wall: ACM Workbench: 201 stainless steel Floor: Non-slip aluminium checkered floor |
| Electrical System: | Electrical panel board Circuit breaker Standard sockets Generator receptacle with covers |
| Lighting: | Standard trailer tail lights & red reflectors Side lights License light Interior light units LED warm light bulbs |
| Accessory: | 88cm safety chain Trailer hitch ball Trailer coupler Trailer stabilizers Heavy-duty trailer jack with wheel Door stop Door key 7 pin trailer connector |
| Water Sink Kits: | 2 compartment water sink Commercial faucets for cold & hot water Floor drain |

| | |
|------------------------------------|--------------------------------------------------------------------------------------------------------------------------------------------------------------------------------------------------------------------------------------------------------------------------------------------------------------------------------------------------------------------------------------------------------------------------------------------------------------------------------------------------------------------------------------------------------------------------------------------------------------------------------------------------------------------------------------------------------------------------------------------------------------------------------------------------------------------------------------------------------------------------------------------------------------------------------------------------------------------------------------------------------------------------------------------------------------------------------------------------------------------------------------------------------------------------------------------------------------------------------------------------------------------------------------------------------------------------------------------------------------------------------------------------------------------------------------|
| <p>Water Supply System:</p> | <p>24V water pumps 25L plastic clean water tanks 25L wastewater tank</p> |
| <p>Kitchen Equipment:</p> | <p>Stainless steel workbench with cabinets Espresso machine Ice maker Under-counter fridge Blender Coffee grinder Auto cup sealing machine</p> |
| <p>Features:</p> | <ul style="list-style-type: none"> ● Vintage Coffee Trailer Design: Coffee itself is not inherently a vintage thing, but your mobile coffee shop can infuse it with retro charm! This coffee trailer model features a retro appearance and warm color palettes that set it apart from the commonly seen box food trailers and roundtop trailers. Having it as the point of sale adds a tint of retro charm to your coffee business. ● Unique Coffee Bar Experience: The trailer has concession windows on all three sides, designed for seamless customer interaction and efficient order processing. The extended windowsills offer extra countertop space as coffee counters. Placing some bar stools creates a special coffee bar experience. ● Modern Kitchen: Despite the retro look, the coffee trailer is highly modern inside. It has a stainless steel kitchen designed and constructed for commercial use. All surfaces within - walls, ceilings, countertops, sinks, cabinets, and flooring - are all made from durable stainless steel. ● Standard Electrical System: The wiring is planned to ensure the safe and efficient supply of power to appliances, lighting, and other electrical equipment. Power outlets are placed near the countertop areas, eliminating the need for extension cords when plugging into your coffee-making machines. |

| | |
|-------------------------------------------------------------------------------------------------------------------------------------------------------------------------------------------------------------------------------------------------------------------------------------------------------------------------------------------------------------------|-------------------------------------------------------------------------------------------------------------------------------------------------------------------------------------------------------------------------------------------------------------------------------------------------------------------------------------------------------------------------------------------------------------------------------------------------------------------------------------------------------------------------------------------------------------------------------------------------------------------------|
| | <ul style="list-style-type: none"> ● Coffee Equipment Package: The optional package consists of an Espresso coffee machine, a convenient 170L under-counter fridge, a 1L coffee bean grinder, a countertop ice maker, a cup sealing machine, and a 2L blender, all brand-new commercial-grade units. ● Water Tank System: The clean water tank and the wastewater tank have a volume of 25L. We offer larger options - 60L, 80L, 130L. The tank is outfitted with a water pump for pressurized water flow. For instant hot water, consider the addition option of a water heater. |
| Warranty: | 1 year warranty for free |
| <p>For more information on this trailer model, such as size options, pricing, standard configurations, customization and upgrades, production time, delivery terms, etc., please email sales@etofoodcarts.com. Our sales agent will contact you within a day or even sooner to address any inquiries you may have</p> | |

etodevice

Details



- Door -



- Front -



- Side -



- Side -



- Rear -



- Side -



- Side Window -



- Side Window -




- Inside -



- Espresso Machine -

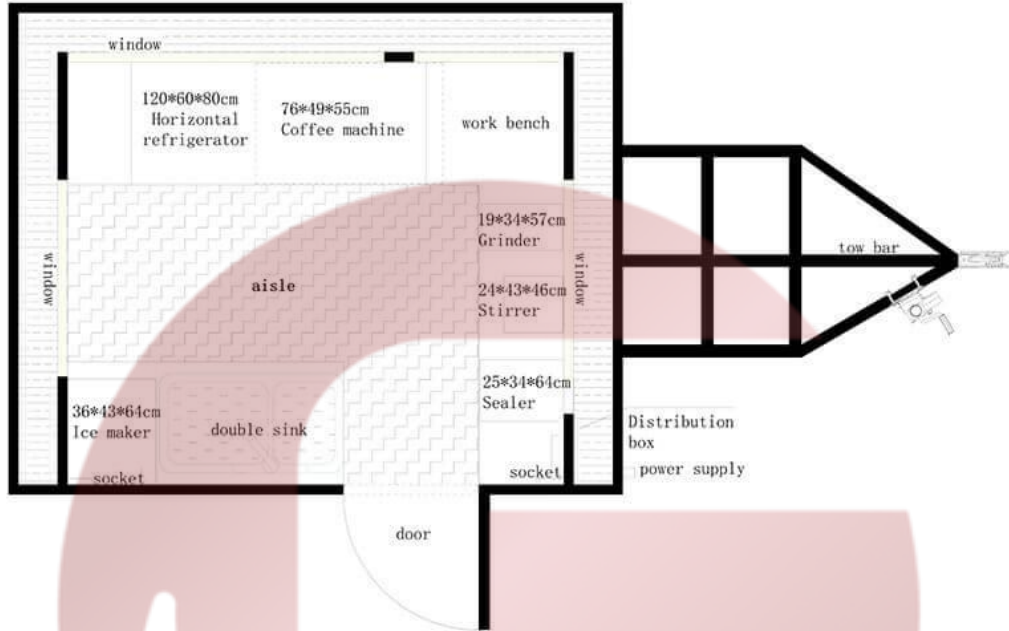


- Coffee Making Machines -




- Sink -

Floor Plan



etodevice

Design



etodevice